



台灣合成樹脂  
接著劑工業同業公會  
TSRAIA

# The Adhesives Market and Trends in Taiwan

Taiwan Synthetic Resins & Adhesives  
Industrial Association

Yu-Chih Lin Chairman

October, 2019



# 2014-2018 Overview of Export And Import of Taiwan

Unit: Billion TWD

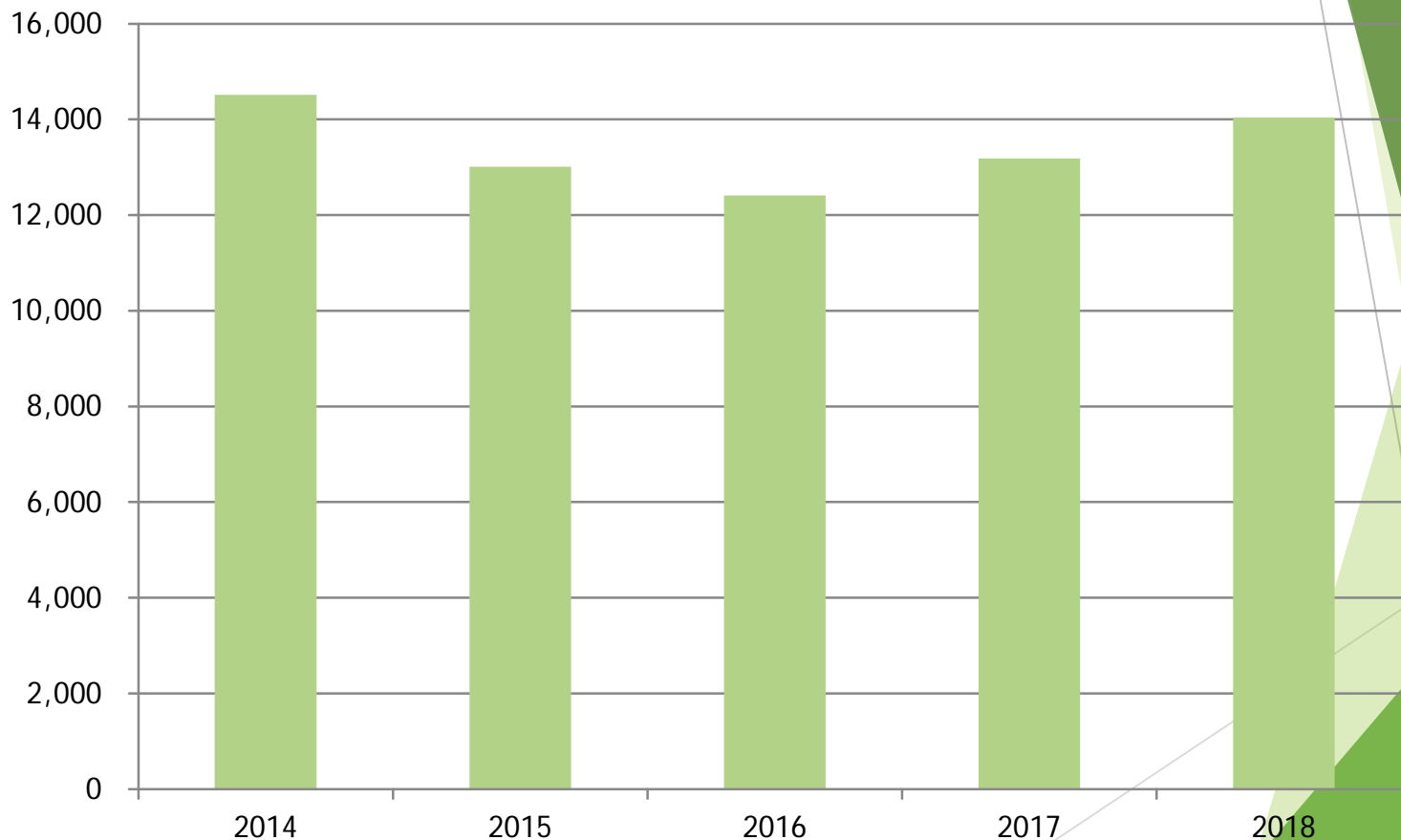


Resource: Department of Statistics, MOEA(2019/08)



# 2014-2018 Production Value of Manufacture Industry in Taiwan

Unit: Billion TWD

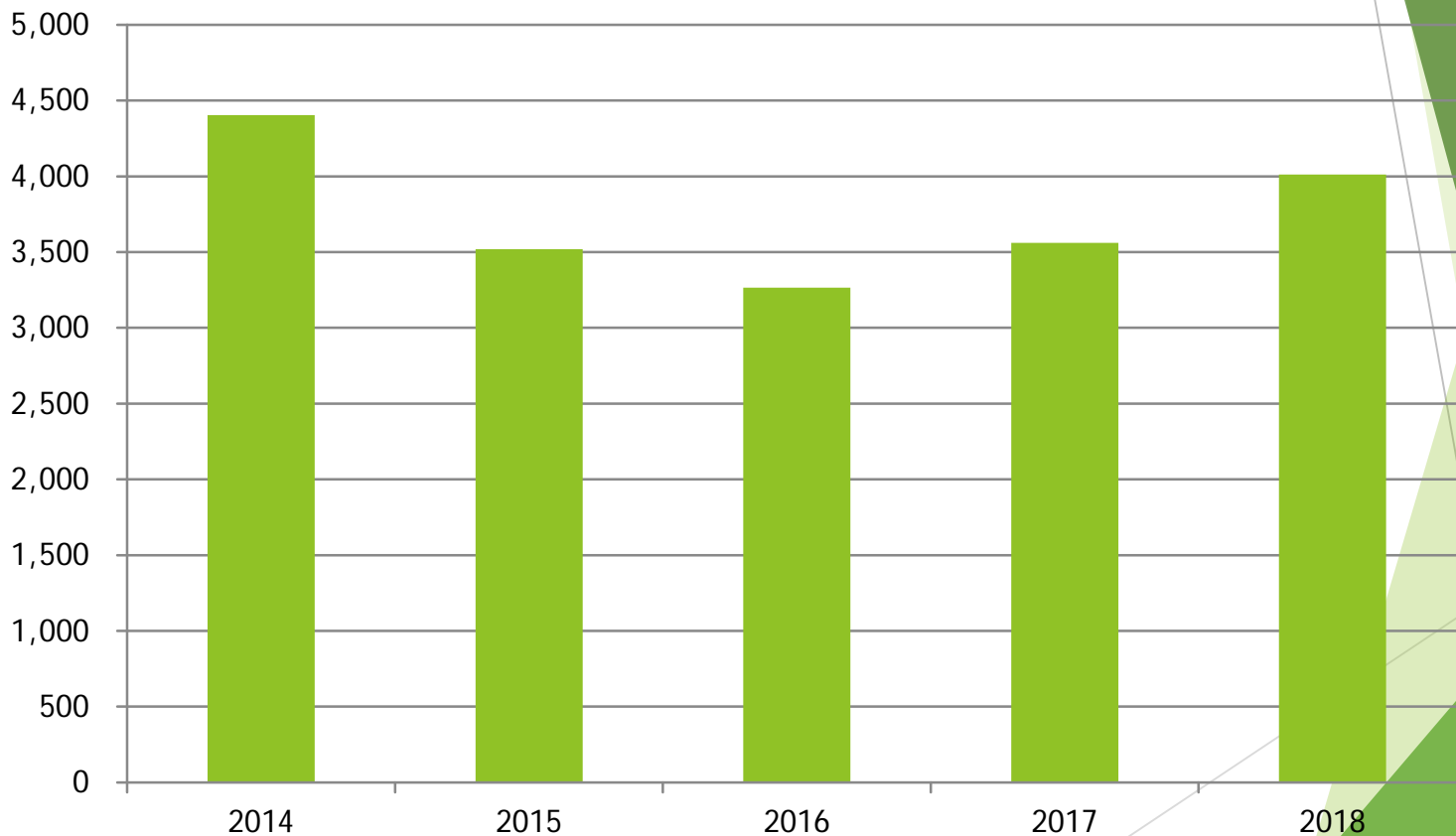


Resource: Department of Statistics, MOEA(2019/08)



# 2014-2018 Production Value of Chemical Industry in Taiwan

Unit: Billion TWD

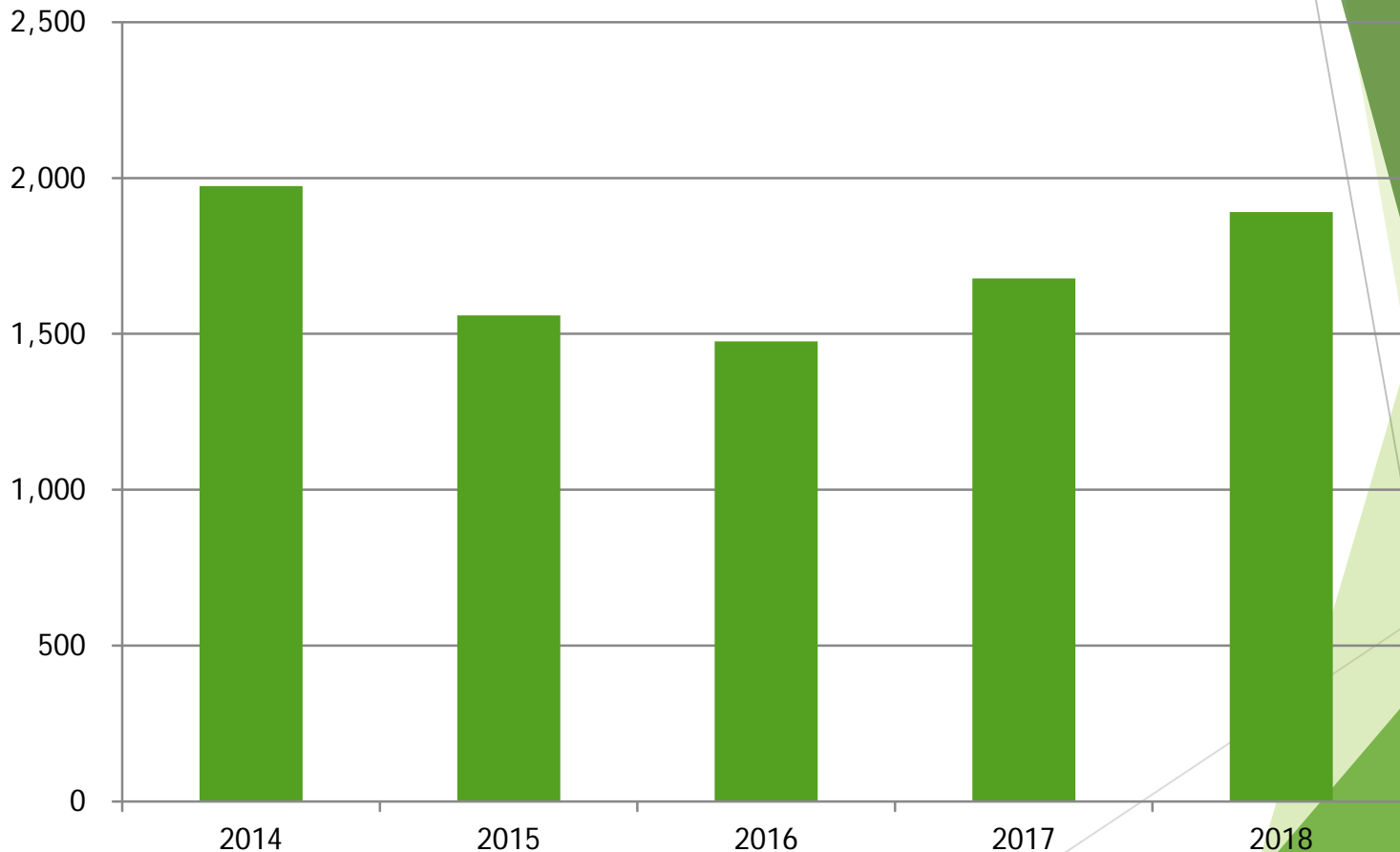


Resource: Department of Statistics, MOEA(2019/08)



# 2014-2018 Production Value of Petrochemical Industry in Taiwan

Unit: Billion TWD

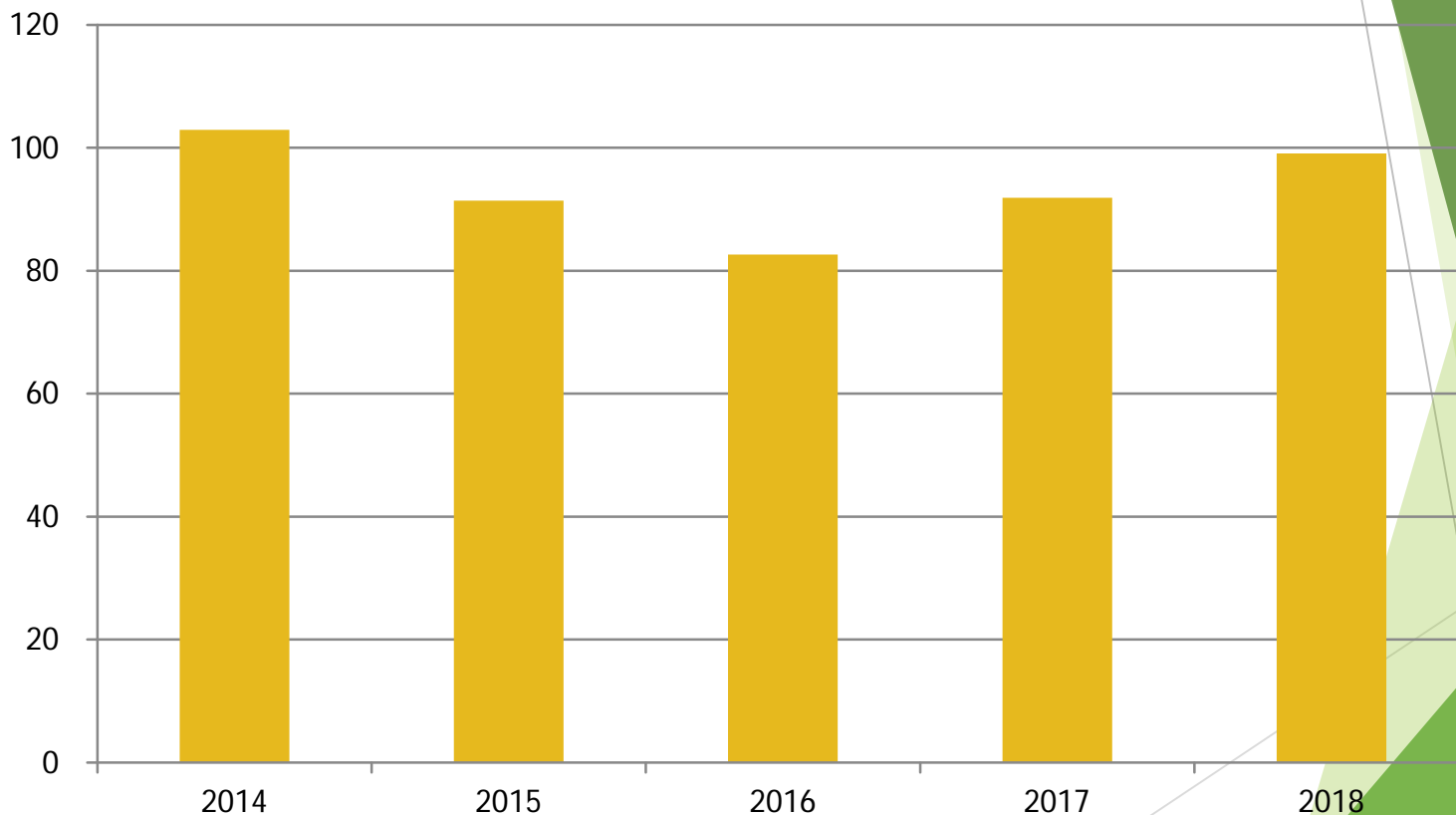


Resource: Department of Statistics, MOEA(2019/08)



# 2014-2018 Production Value of Synthetic Resin Industry in Taiwan

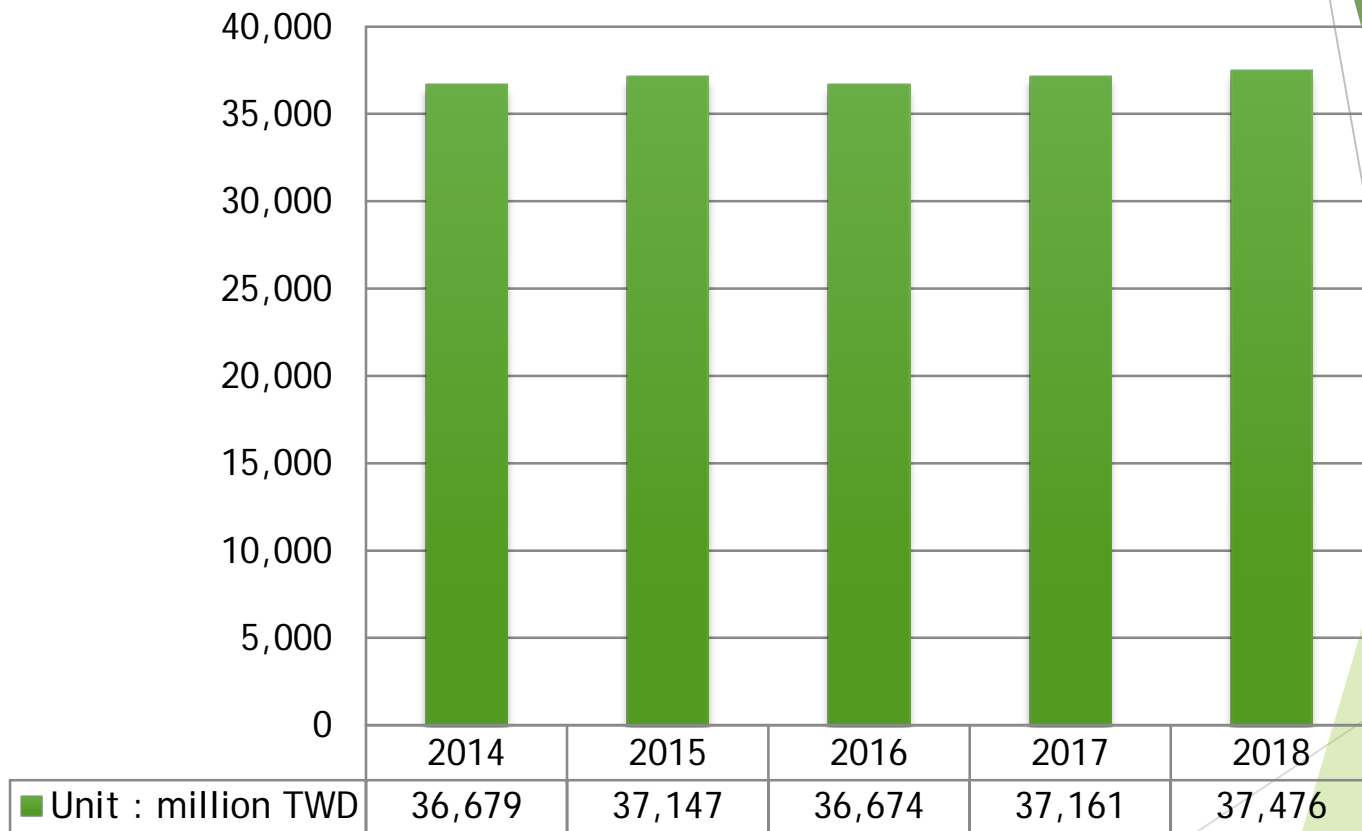
Unit: Billion TWD



Resource: Department of Statistics, MOEA(2019/08)



## 2014-2018 Sales Value of Adhesive Industry in Taiwan

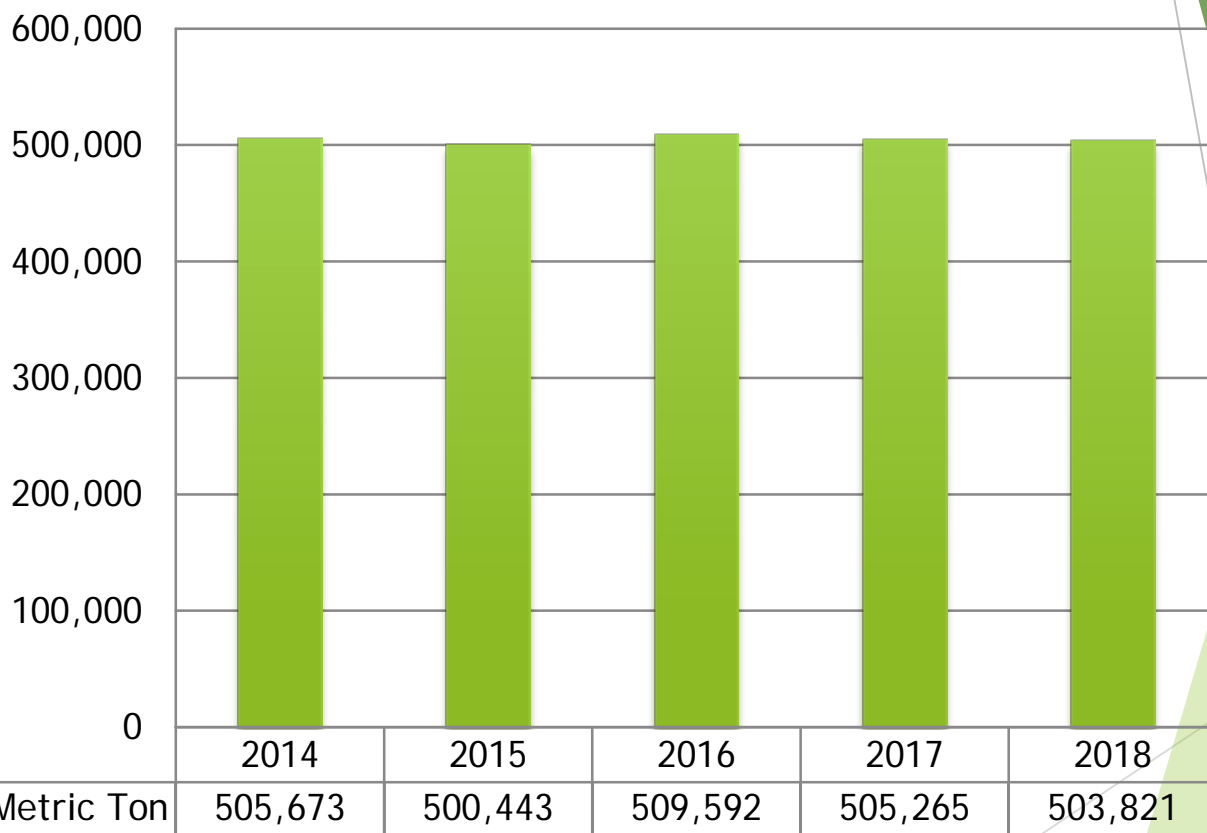


○ CAGR during 2014-2018 is 0.54%

Resource: TSRAIA TAIWAN (2019/08)



## 2014-2018 Sales Volume of Adhesive Industry in Taiwan



○ CAGR during 2014-2018 is -0.09%

Resource: TSRAIA TAIWAN (2019/08)

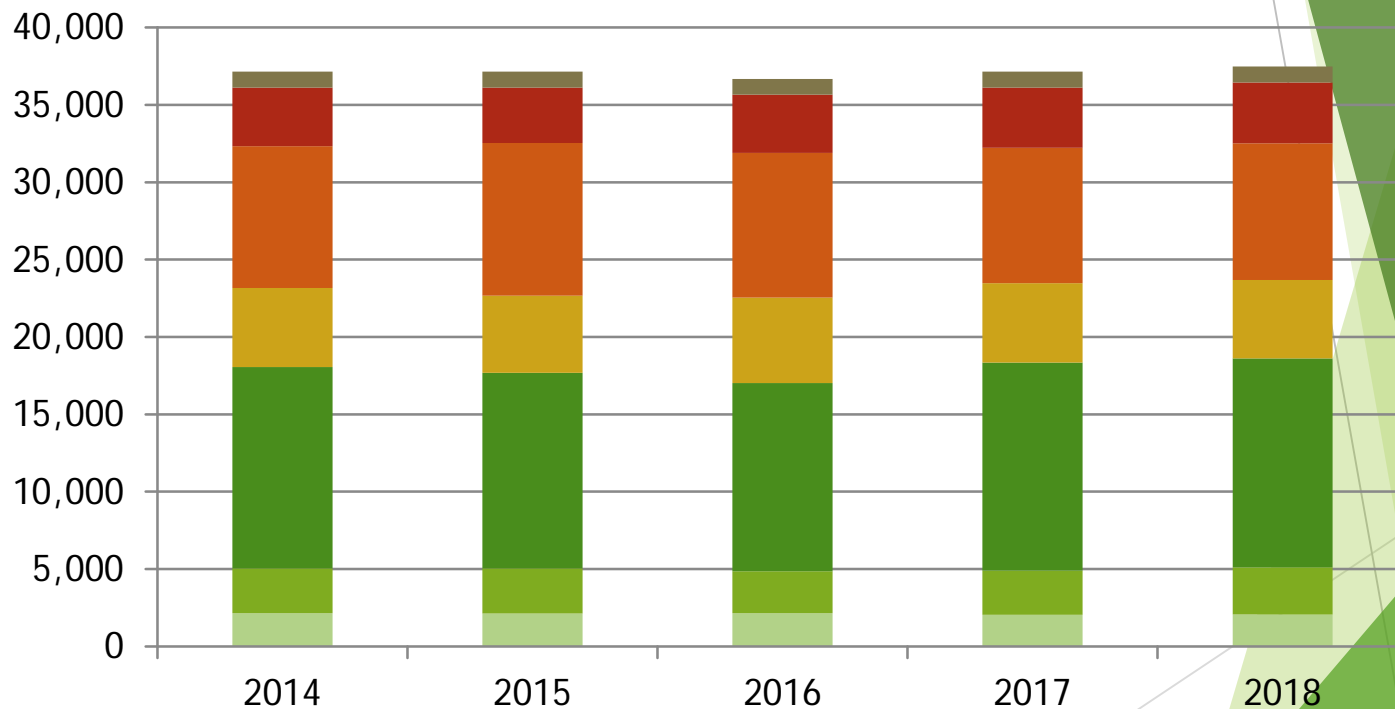




# 2014-2018 Sales Value by Adhesive Type

- Formaldehyde resin
- Hot melt
- SEALANT
- Solvent based
- Water-based
- Reactive
- PSA

Unit:  
million  
TWD

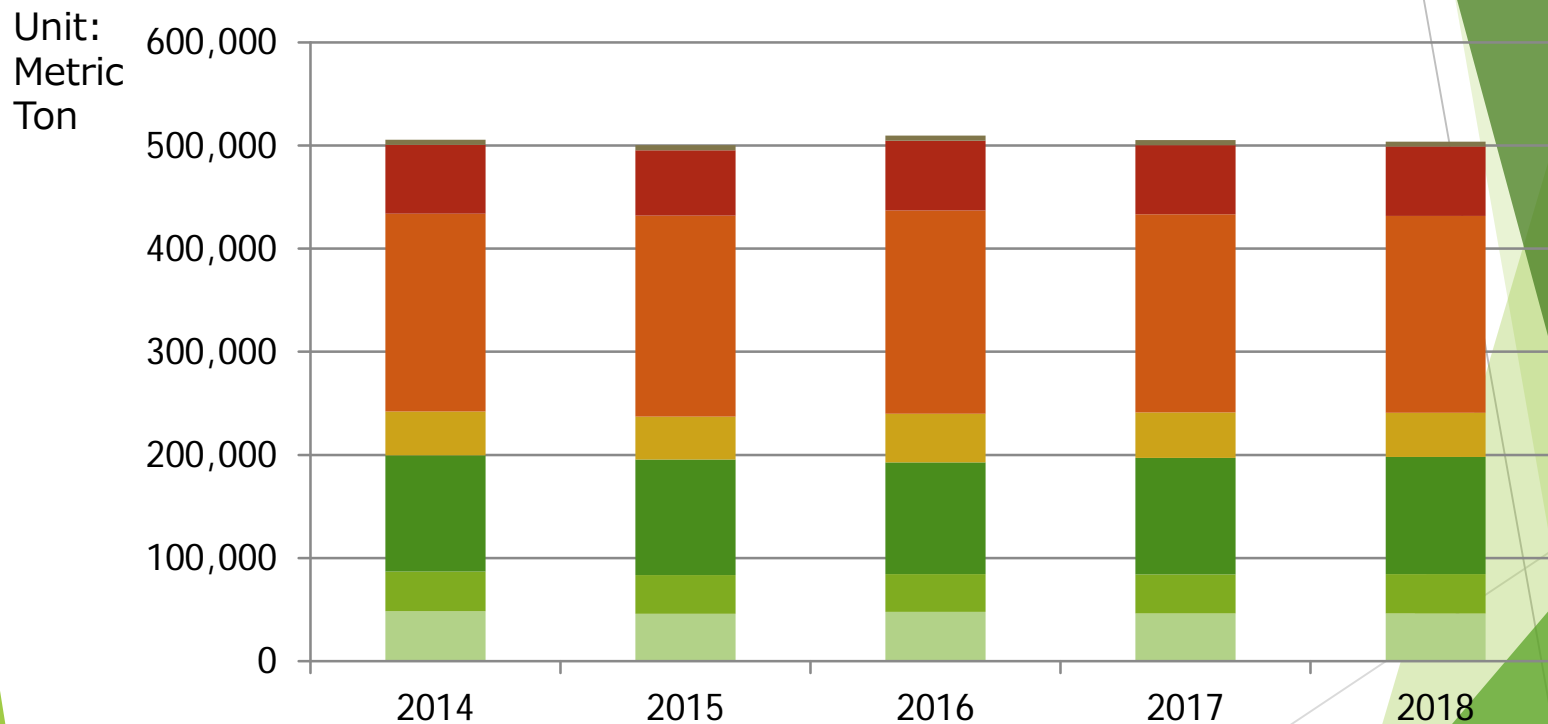


Resource: TSRAIA TAIWAN (2019/08)



# 2014-2018 Sales Volume by Adhesive Type

- Formaldehyde resin
- Hot melt
- SEALANT
- Solvent based
- Water-based
- Reactive
- PSA



Resource: TSRAIA TAIWAN (2019/08)



## 2018 Sales Volume by Adhesive Type

Adhesive type	Volume (Metric Ton)	Share (%)	2014-2018 CAGR (%)
Formaldehyde	46,416	9.2	-1.0
Solvent-based	37,980	7.5	-0.4
Reactive	113,499	22.5	0.2
Hot melt	42,921	8.5	0.3
Water-based	190,763	37.9	-0.2
PSA	67,412	13.4	0.3
Sealant	4,830	1.0	-1.8
<b>TOTAL</b>	<b>503,821</b>	<b>100.0</b>	<b>-0.1</b>

Resource: TSRAIA TAIWAN (2019/08)



## 2018 Sales Volume by Adhesive Items (1/2)

Type	Item	Volume (Metric Ton)	2014-2018 CAGR (%)
Formaldehyde	Urea-formaldehyde	11,783	-6.5
	Melamine-formaldehyde	7,606	-3.6
	Phenol-formaldehyde	27,027	2.9
	<b>Subtotal</b>	<b>46,416</b>	<b>-1.0</b>
Solvent based	Vinyl acetate	885	-0.7
	Chloroprene rubber	20,287	-0.3
	Other resins	9,480	-1.0
	Synthesized rubber	7,328	0.1
	<b>Subtotal</b>	<b>37,980</b>	<b>-0.4</b>
Reactive	Epoxy	51,719	3.2
	Cyanoacrylate	6,410	7.1
	Polyurethane	55,370	-2.9
	<b>Subtotal</b>	<b>113,499</b>	<b>0.2</b>

Resource: TSRAIA TAIWAN (2019/08)



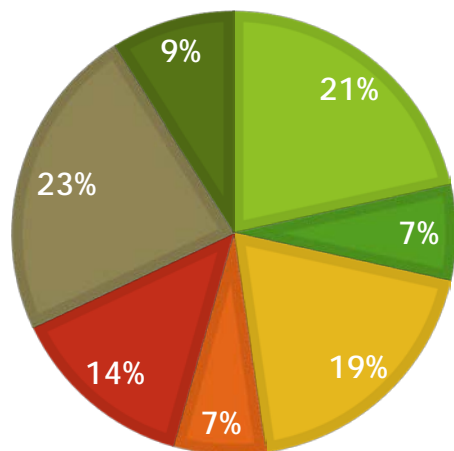
## 2018 Sales Volume by Adhesive Items (2/2)

Type	Item	Volume (Metric Ton)	2014-2018 CAGR (%)
Hot melt	EVA	25,356	2.6
	Rubber	13,288	-2.9
	Others	4,277	-1.8
	<b>Subtotal</b>	<b>42,921</b>	<b>0.3</b>
Water-based	Vinyl acetate	50,274	-0.5
	EVA emulsion	72,045	-2.3
	Acrylic emulsion	48,078	0.4
	Polyurethane	20,366	9.3
	<b>Subtotal</b>	<b>190,763</b>	<b>-0.2</b>
PSA	Acrylic	43,845	1.0
	Rubber	23,567	-1.0
	<b>Subtotal</b>	<b>67,412</b>	<b>0.3</b>
SEALANT	<b>Subtotal</b>	<b>4,830</b>	<b>-1.8</b>
<b>TOTAL</b>		<b>503,821</b>	<b>-0.1</b>



# 2018 Sales Volume by Adhesive Application

- Paper, Board and Related Products
- Transportation
- Footwear and Leather
- Consumer/Do-It-Yourself (Retail)
- Building/Construction/Civil Engineering/Craftsmen
- Woodworking and Joinery
- Assembly Operations/Other



No	Market Segment	Consumption (Metric Ton)	G.R/y (%)
1	Paper, Board and Related Products	67,701	-4.8
2	Transportation	22,042	-0.4
3	Footwear and Leather	60,458	0.5
4	Consumer/DIY(Retail)	21,098	1.8
5	Building/Construction/Civil Engineering/Craftsmen	42,825	3.1
6	Woodworking and Joinery	72,424	-2.5
7	Assembly Operations/Other	28,340	2.0
<b>Domestic Subtotal</b>		<b>314,888</b>	<b>-0.9</b>
<b>Export Subtotal</b>		<b>188,933</b>	<b>0.7</b>
<b>Total</b>		<b>503,821</b>	<b>-0.3</b>

Resource: TSRAIA TAIWAN (2019/08)

## Summary of Adhesive Market

- ▶ As Taiwan's economy stays at a low growth rate, the sales volume of adhesive industry keeps the same level during 2014-2018.
- ▶ The water-based and reactive adhesive occupies more than 60% market share of total adhesive sales volume in Taiwan 2018. It means environmentally friendly and high-performance adhesives are mainstream in Taiwan's adhesive industry.
- ▶ Leading applications of adhesives are used in (1) Woodworking and Joinery (2) Paper, Board and Related Products (3) Footwear and Leather.